

# What's happening?

## August 11, 2010, Wednesday

**Meeting topic:** "Why's my Floor Wet: A Lesson in Dealing with Tank Leaks"

Time: 7:00 pm

Stacy's Furniture

1900 S Main St, Grapevine 76051

## August 14, 2010 — Saturday

### **DFWMAS Frag Swap**

(members only event—join today!)

Hilton Garden Inn DFW Airport South

3001 Valley View Lane

Irving, 75061

TIME: 10:30 am to 2:30 pm

## September 4, 2010, Saturday

**MEETING topic:** *Aquascaping*

Time: 1:30 pm

Location: Stacy's Furniture

## February 26, 2011 — Saturday

## *Next Wave 2011*

Fort Worth Botanical Gardens

## **"Why's my Floor Wet: A Lesson in Dealing with Tank Leaks"**

**Marc Levenson**

As many of us have followed on the forums, we learned that Marc's 280 gallon reef tank sprung a leak. Marc will be sharing his experi-



ences of discovering the leak, precautions he took until he could remove it, how he cared for his fish and corals (in the interim time) and what his plans are now for setting up a replacement tank.

Don't miss this informative meeting.

## **DFWMAS Summer Frag Swap**

10:30-11:00 am: set-up.

11-11:30 am: viewing but not trading/selling

11:30-1:30 pm: swapping

1:30-2:30 pm: clean-up


We encourage all members to attend as frag swaps are always a great event for finding deals on corals, and meeting lots of other members to trade with in the future. Our location for this event is one of the best locations to date as it is in the heart of the metroplex (just south of DFW Airport).



## The President's Pen

### Getting to Know Your New DFWMAS President

### Drew Richardson



For the DFMAS members that I haven't had a chance to meet in person or discuss topics with on the boards, I thought this would be a good chance to introduce myself, and talk about where I come from, and a little bit of where I see the club headed over the next few months.

I was born in southern Louisiana but moved to the Dallas area when I was still very young. To this day, seafood is, by far, still my favorite type of food, and I often hold crawfish, shrimp, and crab boils when they are in season. I grew up fishing and catching turtles in the lakes near my childhood home in Carrollton, which led to freshwater tanks. Eventually my passion for marine life started when my family would spend vacations in Hawaii and the various Caribbean locations. As a sophomore in college, several lifelong friends and I started working at stores, and setting up reef tanks in every corner of our dorms. When I came home for the summers I would often work at Dallas North Aquarium, and during that time is where I met my wife, Jina. Many people in the hobby don't have a significant other that has interest in their reef tanks, but I was lucky enough to meet one that not only likes the aquariums, but knows more than most about them. She is even gutsy enough to clean the occasional skimmer cup.

I've been a member of DFWMAS since 2004 and actually met my first group of DFWMAS members while attending MACNA 2001 in Baltimore. I was attending college in Florida and heavily involved in the club in Tampa and on Reef Central. Prior to returning to Dallas and taking a couple years off from reef keeping, I experimented with various freshwater tanks. A few years ago, Jina and I decided to make the move from freshwater and start another reef tank. Now we have a 270 gallon display tank, 180 and 40 gallon propagation tanks, and filtration systems plumbed together to create about 600 gallons of water volume. In addition, we have a 7000 gallon pond in the back yard. Although we have no children, our three dogs keep us pretty busy. I work closely with my brother as a Commercial Real Estate broker at Henry S. Miller in Dallas.

After getting more involved with DFWMAS over the last few years, I wanted to make a run for the Board of Directors (BOD). I was lucky enough to win a position—I really enjoyed my first year with the other BOD members and our efforts to improve our club. We've faced a number of challenges over the last year, and I've learned quite a bit from the rest of the BOD—especially our past Presidents: Matt and Marc. In the last few months I spent a great deal of time giving serious consideration about running for President, and through numerous conversations with other members about whether or not it was a good time for me to take the next step, I decided to pursue the leadership role. I'm honored to be elected to serve as President for DFMAS for 2010-11. It is exciting to be working with the veteran BOD members as well as the new BOD members (who have many fresh ideas for improving the club).

We just recently completed our summer social and by all accounts, it was a great success. We brought in a nationally recognized speaker, Bob Fenner, and also coordinated with James Fee from our local coral farmers—Lone Star Aquaculture—to put on an excellent propagation workshop. It was great to see all the new faces that have joined DFWMAS over the last year, and all the long-time members that have made the club such a success in the past. Building on the summer social, we have some great events coming up during the next few months.

- In August we are hosting our semi-annual Frag Swap. For this members only event, we have an excellent location lined up at the Hilton—just south of DFW Airport.
- We also have a terrific speaker for a special Saturday meeting in September. This meeting will be held over the Labor Day weekend to accommodate members that have a hard time making the Wednesday night meetings.

(continued on the next page)

**DFWMAS Officers**

Drew Richardson  
President

Marc Levenson  
Vice President  
Membership

Misty Johnson  
Treasurer

Lindsey Angelone  
Secretary

Mike Nance  
MASNA Delegate

Wes Parton  
Board Member  
Webmaster

Jim Turkett  
Board Member  
Newsletter

Dave Johnson  
Board Member  
Advertising—  
Sponsorship

Jeffrey Dheere  
Board Member  
Librarian

## About our August Speaker

### Marc Levenson

Marc has been in the hobby for over 13 years and is known by most of us as melev via online forums. He also runs a website ([melevsreef.com](http://melevsreef.com)) that is designed to help hobbyists everywhere. Over time, the site grew to include additional topics of interest such as acrylic work, photography, critter identification, solutions to a variety of pests and problems, information about his tanks, lighting, feeding, and more. Additionally, he's been podcasting since 2006, and started up a new interactive site in 2010 called ReefAddicts at [www.reefaddicts.com](http://www.reefaddicts.com)

Marc is an "institution" in DFWMAS and has been on the DFWMAS Board of Directors for seven years—serving the club as Newsletter Director, President (for three of those years), Membership, and (currently) Vice-President. He often writes articles for various magazines—both online and in print. To his credit, Marc also was a contributing author to an e-book called Reefkeeping Basics. In his spare time, he was the editor of Reefkeeping Magazine for 14 months. Speaking to hobbyists across the nation for the past three years, Marc has shared what he's learned with both small groups and very large groups at national events. And between all of that, he maintained a 280g reef that was his pride and joy until it recently had to be taken down. The new tank is in the planning stages!

Marc's presentation at the August meeting will focus on this event leading up to taking down the tank as well as lessons learned from his experience.

---

(continued from The President's Pen on page 2)


I encourage all members to attend this event, and show our speakers the kind of club we have in Dallas.

- For NextWave 2011 (in February), we have our location booked (at the Botanical Gardens in Fort Worth) and our four speakers are confirmed.

The newsletter will have many more details on these events in the upcoming months—it is shaping up to be a great year for DFWMAS. I also want to mention that if anyone has any suggestions, questions or comments for improving DFWMAS, please feel free to contact me via PM on the boards or at the following email address: [PresidentDfwmas@gmail.com](mailto:PresidentDfwmas@gmail.com). I'm looking forward to a great year, and I'd like to thank all the members involved in making DFWMAS the best club around.

Sincerely,

Drew Richardson  
President DFWMAS



Our DFWMAS Summer Social was a big hit this year with a special guest speaker. Bob Fenner spoke on the topic of stocking a mini reef aquarium. This month's review covers a book specifically geared toward the nano tank. Here is a description from Amazon.com:

Any reef aquarium that contains less than 15 gallons of water is considered a nano-reef aquarium. These tiny ecosystems are almost as popular in the fishkeeping community as full-size marine aquarium setups, and with the proper information and tools, they can be set up and maintained by aquarists at any level of the hobby.


The wide range of topics covered in this guide include the importance of water quality and tips on maintaining stable water parameters; components of a nano-reef and how to choose the appropriate aquarium, lighting, and accessories for a tank; which fish and invertebrates are best for these types of tanks; and much, much more.

For a reef enthusiast looking for a new challenge or any up-and-coming fish hobbyist, nano-reef aquarium are a stunningly beautiful option. The Nano-Reef Handbook contains all the information necessary to get started.

This was one of my first purchases when I decided to start keeping a reef tank in my home. I would recommend this quick read to anyone in the hobby that is interested in not only small systems but also wanting to understand what keeping a reef tank entails.

### **Jeffrey Dheere**

DFWMAS Librarian



### **Rules For Borrowing Items**

1. One item per club member per month. Maximum of 2 per household at any one time.
2. There is no deposit required for checking out of items (subject to change).
3. You must provide your username, full name, address, phone #s and email address before you can borrow a book.
4. Items must be returned in the condition they were borrowed (or fines could be imposed).
5. You must be a full member in good standing to borrow books.
6. Contact the librarian (DheereCrossing) to reserve an item—it will be available at the next meeting or arrangements can be made for checking out books between meetings.
7. You must return items before additional items can be checked out. In addition, items must be returned to the librarian by the original person who borrowed them unless otherwise agreed upon (please do not pass books around).

## And you thought you knew...

### Marc Levenson

How long have you been in the hobby? **Not including the tank I had when I was 11, I've been a hobbyist for over 13 years.**

Where do you live? **South-West Fort Worth, Texas**

Where are you from? **I born in Manhattan, transplanted to Southern California, spent a few years in Switzerland, then back to the U.S.**

What brought you to Texas? **I moved here to live with my mother when I was in high school. I've been in the Fort Worth area since I was 17.**

What do you do for a living? **For 21 years, I was a professional stripper. Growing bored with that, I decided to make a living with Melev's Reef selling RO/DI systems, building sumps and speaking to clubs across the nation.**

Favorite movies: **Twister, Armageddon, Titanic, The Princess Bride**

Favorite Actor: **Bruce Willis**

Favorite Actress: **Jessica Alba**

Favorite Musical Group: **Rihanna - pop music in general**

Favorite Author: **Tom Clancy; open to suggestions at this time**

Favorite Dessert and Treats: **Linzertorte, Marzipan, Toblerone**

Favorite Restaurant: **Fondue Bacchus at Safron Zumpft in Basel, Switzerland**

Pet Peeve: **Calling before coming over when the time was prearranged. Just show up as scheduled.**

Do you have pets? **I have a bunny named Bunny**

Dream Vacation: **Bora Bora is still on my To Do list**

Hobbies: **Photography, podcasting, and watching my favorite tv shows.**

Family: **I'm a single parent - my son turns 24 this November.**

Who would you like to have as a guest for dinner? **My grandparents. I miss them dearly.**

Do you know any famous people? **I've met a few over the years, but we don't KNOW each other. My parents are famous in their local communities. :)**



# NEWSLETTER DEADLINES

## The Last SATURDAY of the MONTH!

*(Please be prompt with your submission or they may have to wait until the following Newsletter.)*

## Coming Newsletter Features

### Return of “Tank of the Month”

If you would like to volunteer to “show us your tank,” here is what is required.

Article describing:

1. Background on the tank and the owner (how long has it been setup, how long has the owner been in the hobby, how did you get started, what are your favorite fish/corals, how much do you spend every week on your setup, etc.
2. Describe your system (plumbing, water flow, etc)
3. What lighting do you use? Can you tell us anything about your power usage, etc.)
4. What filtration do you use? How is it setup?
5. Describe your maintenance schedule? Dosing? Reactors? ATO? Ett.
6. Provide a list of the fish, corals and invertebrates you keep.
7. Take pictures of the tank, system, lighting, filtration, fish, corals, etc. (If you do not have a camera to take pictures of your system, we may be able to get one of our photography “experts” to drop by and take pictures (hint, hint, David Washington, Marc Levenson, etc. — volunteer if you are willing to do this).

## Next Wave 2011

Fort Worth Botanic Garden  
3220 Botanic Garden Blvd.  
Ft. Worth, TX 76107

When: Saturday February 26th, 2011

THIS MONTH  
Frag Swap  
August 14



## Notes from your Newsletter Editor

This is my third newsletter for DFWMAS and I am looking forward to future editions but I need **YOUR** help. There are numerous opportunities for you to assist: (1) write a feature article on subjects that may be of interest to your fellow hobbyists; (2) if you purchase a new product — write a product review; or (3) if you have a favorite fish/coral/invertebrate, research the species determining its needs (flow, food, lighting, water conditions, reef safe, approximate price, etc. Then tell of your personal experiences with it. Volunteer to interview one of our sponsors — take pictures (if possible) and submit it to the Newsletter Director at DFWMAS\_Newsletter@hotmail.com).

I would like to distribute the monthly newsletter prior to each meeting. In order to have time to get that done, I need all submissions not later than the last Saturday of the preceding month.

I can't make this newsletter great — but with your help, WE CAN! — **Jim**

## Pictures from the July Luncheon, Speaker and Raffle



## PRODUCT REVIEW: Air Water and Ice RO/DI Unit

Wes Parton

Today I am reviewing the Air Water and Ice [Mighty Mite Reverse Osmosis/De-Ionization \(RO/DI\)](#) unit which has a 50 gallon per day (GPD) output for only \$110. Air Water and Ice was gracious enough to donate this unit to the club for our Summer Social and since it was awarded to a friend



he let me give it a whirl before he takes possession. I can never resist playing with new toys in this hobby, even if it is just a glorified water maker. In fact, at some point I am getting a new boosted RO/DI unit so I might just do a review of it as well to give people an

idea of the different options available.

From their site (<http://airwaterice.com>), "The Mighty Mite weighs just seven pounds and is only 15 inches long, seven inches tall, and six inches deep. The unit comes complete with a full size NSF certified in-line sediment filter, a full size in-line GAC (Granulated Activated Carbon) filter, and a TFC (Thin Film Composite) RO membrane & a full size horizontal DI". As a fully functioning, 4 stage, 0 TDS RO/DI, it truly is small for what you get. When I took it out of the box I was quite impressed by its size but the first thing that came to mind was the cost of replacement filters since they were unique. I was wrong though, a sediment, carbon, and new DI filter are less than \$30. The unit is ready to go out of the box with over 40 feet of RO tubing, a faucet diverter valve with flow control, and an extra in-line valve which makes setting this up to any regular sink truly a simple process, its what I use and works perfectly.





The first thing you need to do if this is your first RO/DI and you are connecting it to your sink is to attach the silver faucet diverter. To connect it to your sink, just unscrew the aerator (the metal screen on the end of the spout) and attach the coupler included in the package so the diverter will screw on. It is really quite simple and once on will swivel to allow you to have easy access to the valve. Then, attach a portion of the RO tubing to the ribbed spout that is on the side of the diverter and run it to the water in on the unit (blue hose in picture). This is nice as it will allow you to leave it attached to the sink and still use the faucet. Connect two more sections of hose to the clean water out (white hose) and the waste water out (black hose) of which

both have tags attached to make sure you have it correct. The tubing is attached by simply pushing them in until snug, usually just short of an inch into the unit (give it a slight tug to make sure it is secure).

Now for the important part, the test! To make it simple I just hooked the unit up to my sink so I could see how well it works as intended. Before running it, I checked the temperature, pressure and total dissolved solids rating (TDS) of my tap water to have a good idea of how well it works. My water comes is a nice 82 degrees Fahrenheit at 75 pounds per square inch (PSI) with a TDS rating of 140 (remember to only use the cold water side). After starting the unit it had no problem bringing the TDS rating all the way down to zero as tested with two different TDS meters and it made 5 gallons of water in an hour and forty five minutes with 14 gallons of waste water. This gives you a better than 3 to 1 ratio of waste to clean water and a much better water production rating than the advertised 50 gallons per day.

Overall I was quite impressed with what Air Water and Ice has put together in this small unit and would definitely recommend it for anyone with a small tank. Air Water and Ice recommends this unit for anyone with up to a 50 gallon tank and it would definitely work in that case. A few things to keep

in mind during the use of any RO/DI unit though is to set a timer and if you can place a water detection sensor on the ground next to your tank just in case (like this leak frog). I take it a step further and put the 5



gallon jug inside a 15 gallon Rubbermaid as I have flooded the house a time or too, but that's just me!



## DFWMAS Membership

There are a few things you should know before signing up to join the club - which is a different than registering on the forum. You will see that some users have a "Member" logo with a clownfish; others do not. Those users with that logo under their name have paid to become DFWMAS Members.

### Membership

#### has its privileges!

In the forums you can see special areas that are just for Members - special sales and giveaways are the best part. We also have a special Members Only Directory where you can list your business. We have special tours and meetings just for Members (e.g. the Summer Social party) You get a discount for Next Wave, our annual conference with nationally-known speakers. And of course, the best reason of all, you support a wonderful club full of helpful, generous people.

### **Mission Statement**

- Strives to initiate public interest in the marine aquarium hobby.
- Educates hobbyists regarding the importance of the marine ecosystem.
- Increases knowledge in the husbandry of the marine aquarium system.
- Promotes captive propagation



**First and Last Name** \_\_\_\_\_

**Street Address** \_\_\_\_\_

**City, State and Zip** \_\_\_\_\_

**Home Phone** \_\_\_\_\_

**Cell Phone** \_\_\_\_\_

**Email** \_\_\_\_\_

**Forum Screen Name (if applicable)** \_\_\_\_\_

### ***Annual Membership Options - choose one:***

**New \$20**                       **Renewal \$20**

**Attach a check and bring to a meeting**

**or mail to:**

**Membership Chairman**

**P.O. Box 1403**

**Bedford, TX 76095-1403**

You can also apply for membership on our website: <http://www.dfwmas.org>

**Paid \$\_\_\_\_\_ for DFWMAS Membership**

**Circle one:                      New                      Renewal**

**<http://www.dfwmas.org>**